

ARTICULATED ARM INTEGRATION

RCM 100 P3	Three Station Welding Cell
RCM 100 PV	Shuttle Table mount Welding Cell
RCM 100 RT	Rotatry Table Welding Cell


Handling Robots for;
Machine Load/Unload
Palletizing
Assembly



Robotics


RCM100-P3 ROBOTIC WELD CELL

Consider These Benefits:



- * **Three available work stations, each with individual program selection, allow multiple setups while robot is operating.**
- * **Robotics provide proven reliability and advanced programming.**
- * **Your complete welding cell is demonstrated for your approval prior to delivery.**

Shown with guards removed



The RCM100P3 provides a simple solution for many robotic welding applications. It is best applied when the time required for part assembly and fixturing is well in excess of the arc time required for robotic welding.

With three available weld stations, the RC M100P3 will provide an even balance of work between man and machine utilizing both at their maximum efficiency.

Call or write today for more information.

GMAW & TIG SMALL PART FABRICATION MULTIPLE SETUPS




Robotics

RCM 100 PV SHUTTLE SYSTEM

Benefits:

- *Eight position, program selectable, shuttle expands the working envelope for large and complex parts.
- *Articulated Robotics provide proven reliability and advanced programming.
- *Pulsed welding hardware and customer support.
- *Your completely integrated welding cell is demonstrated for your approval prior to delivery.



Shown with guards removed



For use on large parts typically exceeding the Robotic working envelope.

The RCM100PV provides a simple and cost effective solution for robotic welding on long parts which typically exceed the working envelope of articulated arms. Mounted to a powerful and accurately guided shuttle plate, the robot can be positioned at any of eight program selectable positions for convenient access to weld joints. Work tables are available on both sides of the shuttle to allow for parts loading, unloading and fixturing while the robot is in operation. Please call or write for more information


APPLICATIONS INCLUDE:
LARGE PART FABRICATIONS
DIFFICULT TORCH ACCESS



Robotics

RCM 100 RT ROTARY TABLE SYSTEM

Benefits:



Shown with guards removed

- * Two Station rotary table for rapid part changeover
- * Articulated Robotics provide proven reliability and advanced programming.
- * Pulsed welding hardware and customer support.
- * Your completely integrated welding cell demonstrated for your approval prior to delivery.



The RCM100-RT provides a safe and effective flow of fixtured parts to and from the robotic work area. It is particularly well suited to time balanced applications where the time for loading, unloading and fixturing approximately equal the robotic weld time. Large parts can be fixtured on each of the two available tables.

The RCM100-RT is rotated in alternating directions by a powerful hydraulic drive which maintains constant pressure to eliminate backlash and precisely position the table at all times during the weld. With characteristic EC&S robustness, it is well suited for a heavy production environment. Please call or write for more information.

APPLICATIONS INCLUDE:


LARGE PART FABRICATIONS
SINGLE OPERATOR SETUP



Robotics

ARTICULATED ARM HANDLING

Benefits



Improve product flow

Reduce Manpower Costs

Reduce job related injuries

EC&S provides a full range of robotic handling integration services. Our systems are effective for large and small part handling.

Tooling, programming, testing, demonstration, and training are all available through EC&S as part of a complete integration package.

Applications may include,

- Press Loading/Unloading
- Palletizing
- Depalletizing
- Machine Tool Load/Unload

Services may include,

- Process Flow Studies
- Tooling design & supply
- Teach Pendant Programs
- Conveyor Layout & Supply
- System Integration
- System Installation

Please call or write for more information

